



District Report Card: 2017


State: Tamil Nadu	District: Virudhunagar
Class: 8	Subject: Language
Schools: 51	Students: 1265


Participation/Coverage


Students

GENDER 	Boys		Girls	
	Number	%	Number	%
	595	47.04	670	52.96

AREA 	Rural		Urban	
	Number	%	Number	%
	767	60.63	498	39.37

CATEGORY 	SC		ST		OBC		GEN	
	Number	%	Number	%	Number	%	Number	%
	309	24.43	6	0.47	935	73.91	15	1.19

CWSN 	LD	VI	HI	S&LD	ID	Oth
	2	0	15	0	4	13

Management 	Government		Government-aided	
	Number	%	Number	%
	450	35.57	815	64.43

Average Performance of Students in Language (%)

Overall	Gender		Area		Management		Social Group			
	Male	Female	Rural	Urban	Govt.	Aided	SC	ST	OBC	GEN
58.00	55.62	60.11	56.48	60.33	56.07	59.06	57.54	47.78	58.17	60.89

Performance on Learning Outcomes (LOs)

Learning Outcomes	Description	Average Performance(%)
L813	Read textual/non-textual materials with comprehension and identifies the details, characters, main idea and sequence of ideas and events while reading	58.00

Range of Performance of Students who Answered Correctly							
Below 30%		30% - 50%		50% - 75%		Above 75%	
Number	%	Number	%	Number	%	Number	%
157	12.41	284	22.45	547	43.24	277	21.90

Lowest Performing Learning Outcomes (LOs)

1 - Read textual/non-textual materials with comprehension and identifies the details, characters, main idea and sequence of ideas and events while reading (58.00)